

Bird Tag

Product Description

Bird Tags are lightweight, durable identification devices used to track and monitor individual birds in veterinary, research, and aviculture settings. Available in various sizes, shapes, and materials, these tags assist with scientific studies, breeding programs, and ownership identification. They are designed to ensure comfort, visibility, and long-term durability without harming the bird.

Specifications

- **Material:**
 - Aluminium (anodized)
 - Stainless Steel
 - Plastic (non-toxic, high-grade polymer)
- **Design:**
 - Closed rings or open bands (manual/automatic application)
 - Optional engraving or laser marking (serial number, year, ID)
- **Closure Type:**
 - Snap lock
 - Crimp (requires applicator tool)
- **Colour Options:**
 - Available in multiple colours for coding by year, species, or breeder

Sizes & Types

- **Sizes Available (Inner Diameter):**
 - 2.0 mm to 12 mm
(Species-dependent: from finches to parrots and raptors)
- **Types:**
 - **Closed Rings** (sealed during early age)
 - **Split Rings** (can be opened and adjusted)
 - **Spiral Wrap Tags/ Custom-engraved Tags**

Category:

Veterinary Accessories > Bird Identification Tag






Product Form:

Available individually or in packs (10, 50, 100 units) — with or without applicator tools




Veterinary / Zoological Application:

- Individual bird identification in clinics and aviaries
- Tracking breeding lines and parentage
- Research and migration studies
- Ownership and regulatory compliance
- Record-keeping for vaccinations and health status





Advantages

-  Lightweight and bird-safe materials
-  Easily visible for quick identification
-  Colour and code customization options
-  Available in multiple formats for different species
-  Resistant to weather, UV exposure, and wear




Disadvantages

-  Must be applied with precision — improper tagging may injure the bird
-  Closed rings must be applied at a specific chick age
-  Lost or removed tags may require re-tagging with unique ID


Precautions

-  Use sterile or clean tools when applying tags
-  Apply tags according to species size and age
-  Monitor tagged birds for signs of irritation or infection
-  Never force a tag onto a bird — use correct sizing

Handling & Maintenance

-  Clean tags before application, especially engraved or reused tags
-  Avoid chemical disinfectants that may degrade plastic tags
-  Store tags and tools in a clean, dry case

HS / HSN Code

-  **HS Code / HSN Code: 3926.90.99**
 - ◆ **Classification:** Other articles of plastics – veterinary use (tagging and ID accessories)
(Metal tag variants may fall under 7326.90.99 or 7616.99.90 depending on material)

Frequently Asked Questions (FAQs)

- **Q: What age should closed bird rings be applied?**
 - ◆ A: Typically between 5–10 days old, depending on the species — when the foot is just developed enough to hold the ring.
- **Q: Can bird tags be removed or replaced?**
 - ◆ A: Split and spiral tags can be replaced; closed rings usually require cutting off.
- **Q: Are bird tags harmful?**
 - ◆ A: Not when properly sized and applied. Choose high-quality, bird-safe materials and monitor after application.
- **Q: Are custom engravings available?**
 - ◆ A: Yes, tags can be customized with breeder codes, serial numbers, or colour coding.
- **Q: Can I use the same tag size for all bird species?**
 - ◆ A: No. Each species requires an appropriate ring size — using incorrect sizing can lead to injury or loss.